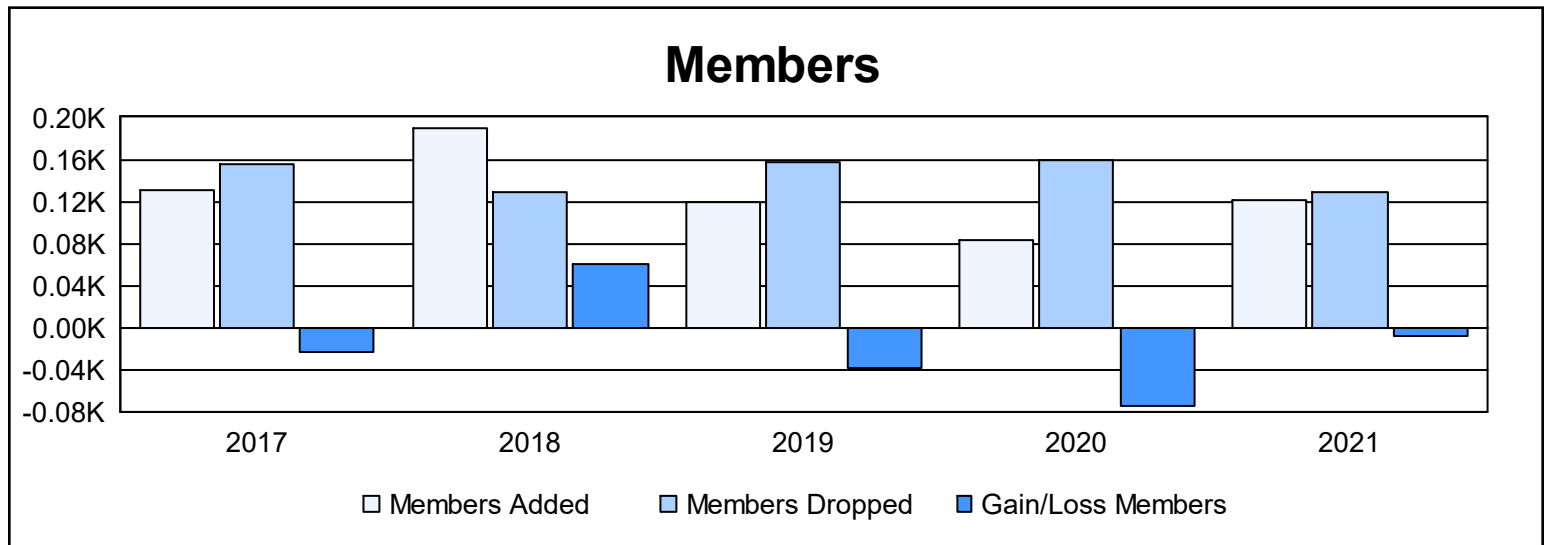
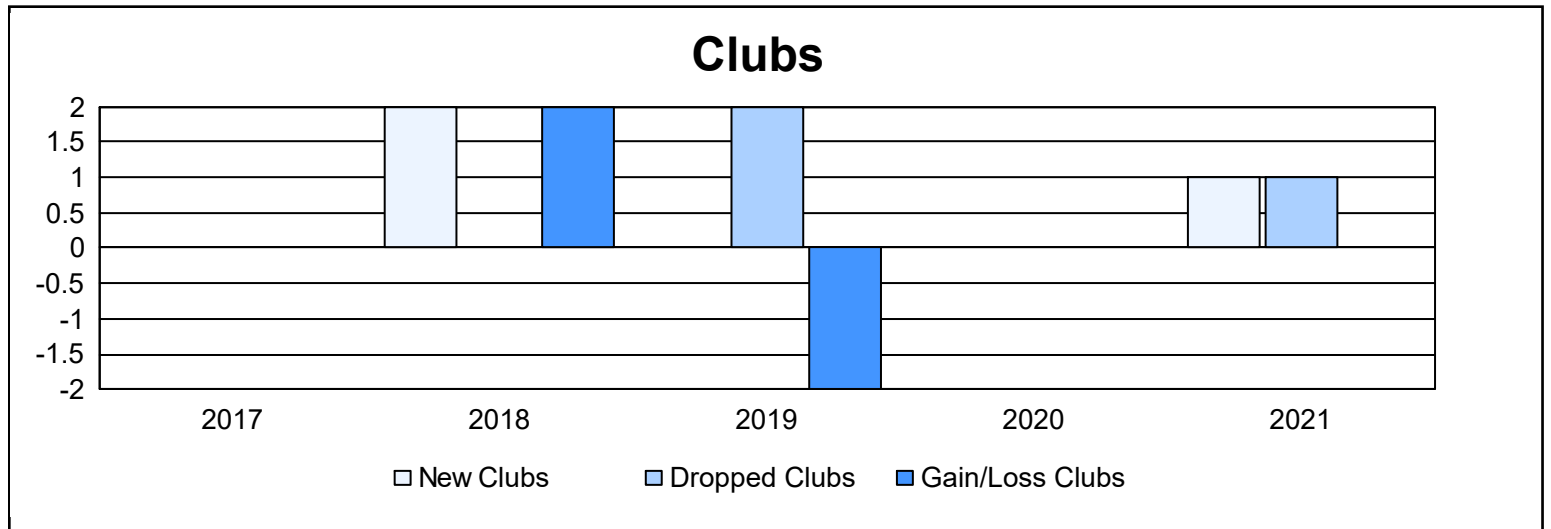
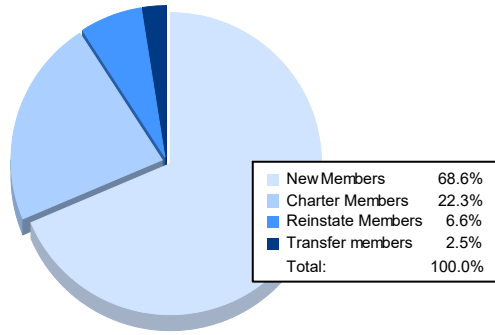


| Year | New Clubs | Dropped Clubs | Gain/ Loss Clubs | New Members | Charter Members | Reinstate Members | Transfer Members | Total Member Added | Total Members Dropped | Gain/ Loss Members |
|----------------|-----------|---------------|------------------|-------------|-----------------|-------------------|------------------|--------------------|-----------------------|--------------------|
| 2016-2017 | 0 | 0 | 0 | 113 | 2 | 10 | 6 | 131 | 155 | -24 |
| 2017-2018 | 2 | 0 | 2 | 126 | 51 | 6 | 6 | 189 | 129 | 60 |
| 2018-2019 | 0 | 2 | -2 | 102 | 7 | 2 | 8 | 119 | 158 | -39 |
| 2019-2020 | 0 | 0 | 0 | 64 | 2 | 6 | 12 | 84 | 159 | -75 |
| 2020-2021 | 1 | 1 | 0 | 83 | 27 | 8 | 3 | 121 | 129 | -8 |
| Average | 1 | 1 | 0 | 98 | 18 | 6 | 7 | 129 | 146 | -17 |



Membership Composition June 2021 Cumulative



Gender Composition June 2021 Cumulative

